

Step-by-Step Guide to Clean Vomit

Isolate the Area: Use signs, barriers, or assign someone to guard the site to prevent access.

1




2

Prepare Your Spill Kit: Gather your spill kit and begin the cleanup. Follow procedural guidelines and wear appropriate personal protective equipment (PPE).

Create a buffer: Use paper towels to form a continuous ring around the vomit, resembling a life buoy. Then, push the towels inward to collect and absorb the residue.

3



4

Deep Breath: With paper towels and a scraper, collect as much vomit as possible, working towards the middle. No scraper, a folded piece of sturdy paper or thick cardboard, will work!

Bag and Seal: It should look slightly more manageable, but the smell will be growing. Bag the collected waste, including gloves, and seal it to minimise the spread of any viruses.

5




6

Prepare Cleaning Solution: Put on PPE suitable for the chemicals you will use. Fill a bucket with warm water and mild detergent. Follow chemical manufacturers' dilution and preparation guidelines.

Step-by-Step Guide to Clean Vomit

Prepare Cleaning Cloths: Soak all cloths in detergent and wring out excess water. Have a bag ready for used cloths. Clean from the outside in, swapping and bagging cloths as necessary.

7

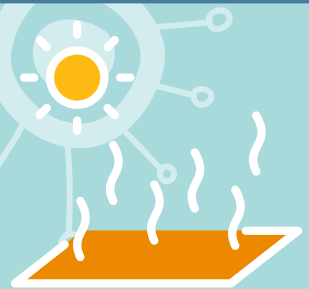


8

Finish Cleaning: After removing most of the vomit, use a carpet cleaning chemical, follow the manufacturer's instructions, as some products may require dilution while others can be used straight.

Allow to Dry: Let the carpet and mat dry completely. Use blowers, the sun, fans and aircon to help the process.

9



10

Mark for Safety: If the vomit is suspected to be linked to a gastro or other virus outbreak, roll up the mat and leave a note indicating that it is out of service. Call H-Pro to have it cleaned.

Arrange Professional Cleaning: Schedule professional cleaning of the mat, ensuring it's sanitised. Inform H-Pro if you suspect contamination for proper treatment.

11



12

Fun Fact: Avoid placing children on dirty mats and carpets, as Gastro, bacteria, and viruses live there too! H-Pro cleans carpets at Childcare Centre's weekly, so be mindful of stains since families will notice them too.